


OCTOPUS

VOLUME 31, ISSUE 9
MAY 2004



www.c-sea.org



Inside This Month's Octopus

Editors Notes	Page 1
Membership Corner	Page 1
Calendar of Events	Page 2
Stow HS Tank Set-up	Page 3
Prez Sez	Page 4
Annual Elections	Page 5
75 Gallon Upgrade Project—Part II	Page 6
C-SEA Officers	Page 8
Coral Marine Aquarium Magazine	Page 9
Advertisers	Page 10


MAGNA XVI
September 10-11-12 2004


BOSTON REEFERS
Register @
www.macnaboston.com


CLEVELAND SALTWATER ENTHUSIASTS ASSOCIATION


May 2004

The **Cleveland Saltwater Enthusiasts Association (C-SEA)** is a non-profit, educational organization to promote the art and science of marine aquarology. General meetings are held on the third Friday (usually) of each month at 7:30 pm. The official publication is the **OCTOPUS**.

 Advertisers help the club by defraying the cost of printing and mailing. **C-SEA** believes in supporting the local saltwater shops and the companies who support us with advertisements, discounts and donations.

 Opinions expressed by the authors do not necessarily represent those of **C-SEA** or its membership.

 We reserve the right to edit submitted articles.

 Copyright 2004. Articles of this publication may not be reprinted or transmitted by any means unless written permission is obtained from the **OCTOPUS**.

Editor's Notes

It seems like each month I start off this section of the newsletter with how busy it is. This month it's been personal stuff, not necessarily fish related. Hopefully, it doesn't show too much in the quality of the contents, although I know you are all used to receiving the newsletter earlier in the month. I guess I've spoiled you!

This month I'll let the contents of the newsletter speak for themselves, but I would be remiss if I didn't thank John Janda for submitting a huge portion of the contents.

Don't forget this month's meeting is the annual elections, spring raffle and members garage sale. The annual elections are extremely important to the club, because with out the volunteer officers it would not exist. Even if you think the current officers are doing a great job, run for office. New blood in the board is what keeps the club fresh. Don't be shy, participate in the process!

John Fay, Editor

MEMBERSHIP CORNER

Hey C-SEA Members (or those who think they are!):

Please check the mailing label of your *Octopus* to see if your membership in C-SEA is current. If you wish to re-join, please mail a check for \$15.00 with your name, address, phone and e-mail to:

*Stan Dannemiller
C-SEA Membership
441 Locklie Dr.
Highland Hts., OH 44143*

May Meeting

7:30 pm Friday, May 21, 2004

Cleveland Metroparks Zoo, Administration and Education Building

C-SEA Meeting - Annual Elections - Spring Raffle, Members Garage Sale!

The Spring Raffle will feature gift certificates for the 3 stores that sponsor the Octopus: Coral Connection, RMS Aquaculture and the Salty Critter.

The Members Garage Sale will be your opportunity to empty your closets and fish rooms. If you are an LFS or vendor and have overstocks you want to dump, this is your opportunity. No object too big or too small. Table will be available if needed

As always, refreshments will be served along with the live-stock and members only raffle

Calendar of Events

June 18th - C-SEA Meeting - John Janda - Working with Acrylics

C-SEA is looking to sponsor a bus trip to either Baltimore or Chicago to see the aquariums there. We will be teaming up with CAS and/or PMASI to fill the bus. Let John Janda know if you are interested.

Let me know if anything else is going on this summer. We will post here or on the website.

Stow HS Tank Set-Up Project

By John Janda, C-SEA President

Hello all, I want to update and thank everyone for helping make this Project a reality. Jim Parker and I completed the initial setup of the HS tank on April 28th with the help of the instructor and students. Everyone was very impressed and pleased. The day started early with a trip to the Salty Critter to pick up the mechanicals and live rock, and as usual Dan did a fine job making sure everything was ready and waiting. Except for a skimmer pump that wasn't in the packaging everything went fine, onwards to Stow High. We arrived at 10:30, signed in and preceded to the classroom whereupon the students were recruited to unload their treasures. Once unloaded they were all full of questions such as where's "Nemo"?, is



C-SEA President John Janda and some of the Stow HS students

this stuff alive?, what do you mean "live rock", and a bunch of others. We unpacked the live rock and set it in the tank to get it back in the water as soon as possible and to see what we had to work with to build the aquascape. The kids looked at pictures to get an idea of what they wanted to do and came up with a plan. Before the aquascape was finished they were finding all sorts of crit-

ters. We preceded to get everything positioned and everyone was oh-ing and ah-ing. All seemed well pleased.

They will monitor water quality and once levels are normal, fish and inverts and soft corals can be introduced. They already have feather dusters, snails and hermit crab hitchhikers. Isn't live rock fun?

I would like to thank everyone involved with making this project a reality especially Jim Parker for water hauling, pushing and prodding, and what can I do to help attitude. Stan Dannemiller for the tank stand and "heavy" bucket of sand and for making the Cleveland Clinic lab R/O unit available for the initial tank fill. Brad Bellomo for the donation/loan of the power compact lighting unit. Dan Lehky of The Salty Critter for his donation of live rock and his help in procuring the necessary hardware for this setup. And the members and guests of C-SEA whose participation at NEOMAC helped make this a win-win for the club and the students of Stow High School. I apologize for anyone that I may have missed, it is not intentional, as so may people had a hand in this project, you all should be very proud.

PREZ SEZ

By John Janda

Hello fellow members;

There is a huge "stack of stuff" so let's get to it. As I announced at the last meeting I received a call from Ron Lloyd stating the he would be unable to continue as club librarian as he had an accident in which he broke his leg in two places and was not able to get around. As you can imagine his lack of mobility caused severe changes for him, one of which was his inability the properly care for is marine aquarium. Ron made the decision to dismantle his tank and store his equipment for future use, a very difficult decision I am sure. When I call Ron the next day to make arrangements to pick up the clubs library holdings Ron said his mom had passed away that morning on top of everything else. I told Ron not to worry about the library as he had enough on his plate at which point he said he needed to get it into someone else's hands as he was looking at surgery on that Friday and would be moving in with his daughter. I talked to Ron and he is home at his daughters and looking at about a year's worth of recovery and therapy. Please keep Ron in your thoughts and prayers.

On a more positive note, this month is our annual election of club officers for the upcoming year and any member in good standing is eligible for election to office. C-SEA is an all volunteer organization and only works when you get involved. Please consider running for office or joining a committee as the more people the less of a burden for everyone. Speaking of getting involved, I want to thank Carole McLaren for stepping up and taking on the librarian position. Carole has a "yeoman's" job cataloging all the clubs' holdings so we know what we have and it is available for the use of our members. I did not realize the extent of the holdings until I pick them up "literally" from Ron Lloyd. I thought the library was what Ron carried around in his red tote, but as I found out there are a lot of periodicals and things that go back to the 70's. Once everything is catalogued we can evaluate and decide what to keep and what we may want to purge and if so where does it go. Thanks again Carole for taking this on.

Second, and not of lesser importance, is our hosting of a mini conference. Affectionately known as NEOMAC, it is patterned after the mini conference hosted by the Michigan club. With this mini conference we hope to present the Marine hobby to a wider range of people as well as defray the ever-rising costs of the club. This mini conference will also be good preparation for us to host a MACNA, as much of the needed infrastructure is the same, just on a larger scale. Please come out and support this endeavor and invite your friends. Spread the word to all you know as the success of the conference depends on each and every one of us. **YOU CAN MAKE IT HAPPEN, REMEMBER THIS YOUR CLUB.**

As I mentioned before I enrolled in a online education course sponsored by Reefs.org / Marine Aquarists Course Online [MACO]. It was a course in Plastics Fabrication with the class project of building a Protein Skimmer. Well I am planning on doing a clinic for the June meeting to share what I learned. The class was

for 5 weeks and covered all phases from design through proper finishing. It covered material choices and procurement, preparation, layout, machining, gluing, assembly, and polishing. It's more about learning to do it correctly rather than doing it quickly and not having a quality project when completed. You too can fabricate items for your tanks, even build your own acrylic tanks. I highly recommend these classes to everyone. Check it out [HTTP://Reefs.org/maco](http://Reefs.org/maco).

Also there has been mention of activities or meetings over the summer months and the thought come to mind of doing home visits i.e. tank tours and possibly a combined picnic meeting with the CAS group. My thoughts of tank tours were along the lines of grouping several tanks together in one geographical area one month and another group the next month. Thoughts and ideas are greatly appreciated. I look forward to seeing everyone at the meetings.

REMEMBER TO:

1. SAY: "THANK YOU FOR SUPPORTING C-SEA" Sponsors don't know you're from C-SEA unless YOU tell them. If you refer friends ask that they say they were referred by C-SEA
2. Support the sponsors that support C-SEA because without their support there is no C-SEA!!!!

Happy Reefing

John Janda, President



ANNUAL ELECTIONS AT MAY MEETING

By Dave Adkins, C-SEA V.P.

Hello fellow C-SEA members. This May 21st, 2004 we will once again nominate / elect C-SEA members who are in good standing to lead our Saltwater Society into the 2004 – 2005 season beginning **JUNE** 2004.

Nominations that will be available for election are as follows: President, VP, Treasurer, Secretary, Membership Chairperson, Program Chairperson, Raffle Chairperson, Newsletter Editor and Webmaster. The responsibilities of each position are listed in your by-laws or can be found on line at the club website at www.C-SEA.org.

There are a couple guidelines to follow. If you are not able to attend the May meeting and would like to hold an office position all you need to do is email me @ dave@aquariumlighting.com and that will serve notice. If you are at the meeting you can nominate yourself or have a friend do so. Next item applies to being present at the meeting only. We will vote on the offices listed above in the order listed above. If, for example, you wish to try for President and fail to capture that office then you may elect to nominate yourself for the next office. I would like to have as many of you to notify me by no later than May 18th so that I have time to type nominations in the correct positions to save time at the meeting.

75 Gallon Upgrade Project

Part 2 - Building the Hood

by John Fay

Last month we looked at how I decided to go with the dual 175 watt metal halide ballasts. I have to admit, I have been real happy with my decision so far. To be honest, second only to a lighting choice, deciding on what kind of hood to build for my tank has been a long term thought process. I recommend that if you are thinking of making your own hood, you too, spend the time to research and think about what you are going to do.

The first step in the process is to decide what kind of design you want. The best place to start, of course, is at your friends tanks, your size requirements and of course, your budget and most importantly your wood working skills. There are also different height requirements based on whether you will have metal halide, VHO or power compact. If you are starting totally from scratch, Dan McMonigle had a great DIY Stand article in the March issue. I mention this, because you probably want your stand and hood to look the same. 90% of the time, the finished product will look better this way. As I mentioned last month, I have a 75 gallon Perfecto tank with a pine stand in an oak stain (See picture A). I really wanted the hood to look as close as possible to the stand. My initial lazy man thoughts were to buy a matching hood,



but unfortunately, they do not make one.

I spent hours researching the DIY pages of ReefCentral.com and Reefs.org. I wanted to have doors in the front for feeding, etc and to have the entire top swing open to have access to the lights and for heavy duty cleaning. I then took drew up my plans to figure out how much wood I would require. I took the outside measurements of the tank frame, I know that the way I was doing the hood, part of the hood would sit on the frame, while some would overhang and partially cover the trim.

In the meantime, as luck would have it, my neighbor recently returned from a Mexican fishing trip. He had his blue marlin trophy fish mounted and was shipped in a pine shipping crate. I offered to take it off his hands, so I had a bunch of 1X3 boards. Amazingly enough, that's what the Perfecto stand is made of. Based on my measurements I began cutting the wood, I sanded all the pieces (buy a power sander!) and I stained the wood prior to assembly. Finding the perfect match to the "oak" stain Perfecto used was a challenge. I ended up using Minwax. I think the match is pretty close and they put out a quality product.



The next step was to begin the assembly. I made sure I drew a plumb line across the bottom of the board so that I would know exactly where to nail the boards (See picture B). This is very important with this design, since these upright boards will be resting on the top of the tank frame. The top of these boards being flush is not as important. So I continued attaching the boards to the bottom piece. I did the sides first, then the front. On the front I needed to leave an opening for the doors. I then followed the same procedure with the top rail.



I then put the three sides together. I tested the fit on the tank (See picture C). My plan was to leave the back open to aid in the cooling of the lamps, and to allow for the various wires for powerheads and heater. In addition, I use a CPR BakPak that hangs on the back of the tank, so I needed that clearance also. The only problem was that a three sided box is not that sturdy I ended up putting a board across the top rear of the hood. This also provided additional support for the hood cover that I built with plywood I had laying around the house.



I purchased a "piano" hinge to allow the hood to be opened and closed easily (See picture D). I then painted the entire inside of the structure with a white exterior enamel paint that I had leftover from another project.

When everything was dry, I began attaching the lights to the hood. This was pretty simple. I did add strips of wood between the top of the hood and the



reflectors for additional cooling. Then I place the completed hood on the tank. The last step were the doors. Originally I planned on normal hinged doors. For some reason, I was not able to find internal hinges to the job I was looking for based on my design. For now, the two doors just slide in and out and are held in place by virtue of the tightness of the fit. It actually works pretty well since I can take both off and there is no

worry of having a center brace to hold the door magnets.

I will be starting a thread on ReefCentral.com in the DIY section in the near future documenting this further. There are two reasons for this. Since space is limited in this format, and I want to be able to include measurements and more pictures, secondly, I want to post my experiences so that others can see what I went through. I know I would not have been able to do it without the help of all of the RC posters who put their ideas out there for others to see. I'll let you know in the Octopus or via a post to the C-SEA Message Board when I do so.

2003 - 2004 C-Sea Officers

<u>Office</u>	<u>Name</u>	<u>Phone</u>
President	John Janda	(440) 237-8749
Vice President	Dave Adkins	(216) 898-9966
Program Chairman	Peter Chefalo	(216) 371-8344
Treasurer	Paul Pfingsten	(440) 365-6084
Secretary	Jim Parker	(330) 650-4119
Newsletter Editor	John Fay	(330) 653-5343
Raffle Chairman	Steve Seal	(330) 688-5086
Membership Chair	Stan Dannemiller	(440) 449-6233
Webmaster	Brad Bellomo	(440) 725-7775
Librarian	Ron Lloyd	(216) 267-2569
MASNA Rep	Dave Adkins	(216) 898-9966
Frag Swap Liaison	Steve Seal	(330) 688-5086

CORAL The Marine Aquarium Magazine

By John Janda, C-SEA President

For the marine aquarist looking for a top notch aquarium magazine the results are often disappointing, or they have been at least in my opinion. The most popular magazines available through the local retail market are designed to cater to a wide spectrum of aquarium hobby interest. If that is where your interests lie then you are in fine shape. However, if your interests are primarily marine or reef aquariums you will likely find one or two articles of interest to you. Well my friends, the wait is over with the introduction of CORAL, the English-language version of the popular German publication Koralle. I spotted this magazine by chance while attending "club days" at RMS. What first caught my attention was the eye candy photo on the front cover of a green hammer coral much like the cover of Eric Bornemans' book on corals. I quickly thumbed through the pages and was very impressed with the photos that accompanied the articles. I found the subscription card to try and get more information on what seemed like an excellent publication. I found information online that told some background about the publication and of its German origins. Daniel Knop started Koralle about five years ago after being frustrated with the lack of marine information available in the periodical press, much the same as you and I, the average hobbyist. The only problem, the magazine was in German and if you didn't read German you could only look at the pictures. All that changed when the editor Kathleen Wood met Daniel Knop at a MACNA conference and engaged Daniel in a discussion about what was going on in the hobby both in the US and overseas. What emerged from that was the differences in technologies as well as the cultural differences that influence the marine aquarist here and abroad. And that my friends brings us to today, a periodical publication that caters to the specific interests of the marine aquarist.

The magazine is published bi-monthly and is available by subscription at www.coralmagazine.com or 1-714-541-9672. You can also subscribe by mail at Coral, 1011 South Linwood Ave, Santa Ana, CA 92705. The cost of a yearly subscription is \$37.50 or single copy price of \$6.95. I also found the magazine available at the Salty Critter. As of this writing I am unsure of any other shops that may be carrying CORAL.

The magazine has a theme each month with the first being on Seahorses, the second on Nano Aquaria, and the third on Giant Clams. The photos and illustrations are top notch as well as the accompanying articles by authors you will easily recognize. Authors such as Anthony Calfo, Daniel Knop, Scott Michael, as well as authors you may not have seen before contribute greatly to the diversity of topics covered. The advertisements contained are geared to products and supplies that would benefit the marine aquarist and are proportionate in quantity. I highly recommend you check out Coral. I think you will find it a valuable addition to the hobby as well as your own library. I will have my copies available at the meeting for anyone interested. When you subscribe please mention that you saw this review in the Cleveland Saltwater Enthusiasts Association Newsletter.

SUPPORT OUR ADVERTISERS!
Tell them you saw their ad here!

CORAL CONNECTION

Store hours:

**Tues,Thurs,Fri: 2-6 Sat: 11-6
Sun: 12-5 Closed Mon&Wed**

Live Rock, Custom built tanks,
Dry goods, Marine fish, and more.

website: pogi.ptcom.net/~coral
e-mail: coral@ptcom.net

**38150 Airport Pkwy
Willoughby, OH 44094
Phone: (440) 951-2450**

RMS

AQUACULTURE

The Aquarium Super Store

EAST

4927 Robinhood Dr
Willoughby, OH 44094
(440) 975-9090

**Mon-Sat 12-8
Sunday 12-6**

STRONGSVILLE

15151 Pearl Rd.
Strongsville, OH 44136
(440) 572-3474 (FISH)

PARMA

7484 Broadview Rd.
Parma, OH 44134
(216) 901-8188

WEST

6629 Engle Rd. Unit 108
Middleburg Hts. OH, 44130
(216) 433-1340

\$3 off coupon (saltwater livestock) 1 per customer. Expires 6-15-04



The Salty Critter

5248 Ohio St.
Vermilion OH 44089
440-967-1634
Sat & Sun 12-5pm
Weekdays by appt

**Business as usual until the new store opens.
Lots of new corals and fish arriving weekly.
New and different dry goods have arrived.**

www.saltycritter.com